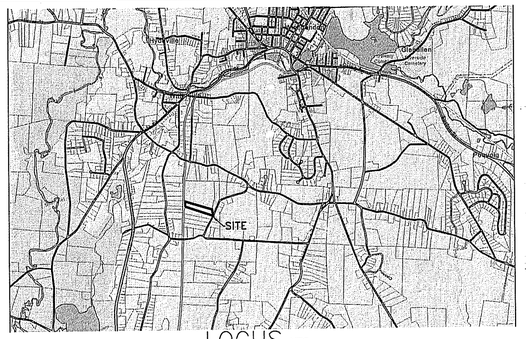

LOCUS NTS

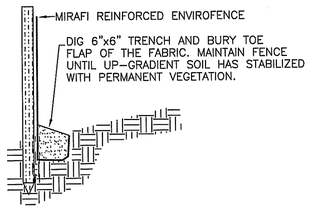

SILT FENCE N.T.S.

BREAKOUT BARRIER N.T.S.

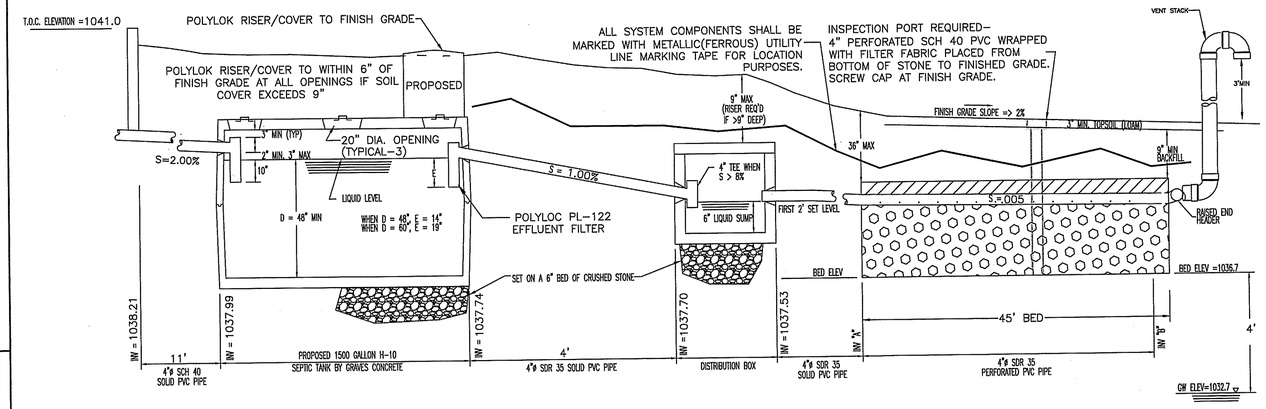

SCHEMATIC PROFILE

N.T.S.

PROPOSED BED ELEVATIONS					
BED #	PIPE INV "A"	PIPE INV "B"	BED ELEV	GND. H20 EL.	EX. GROUND.
1	1037.43	1037.2	1036.7	1032.7	1035.0

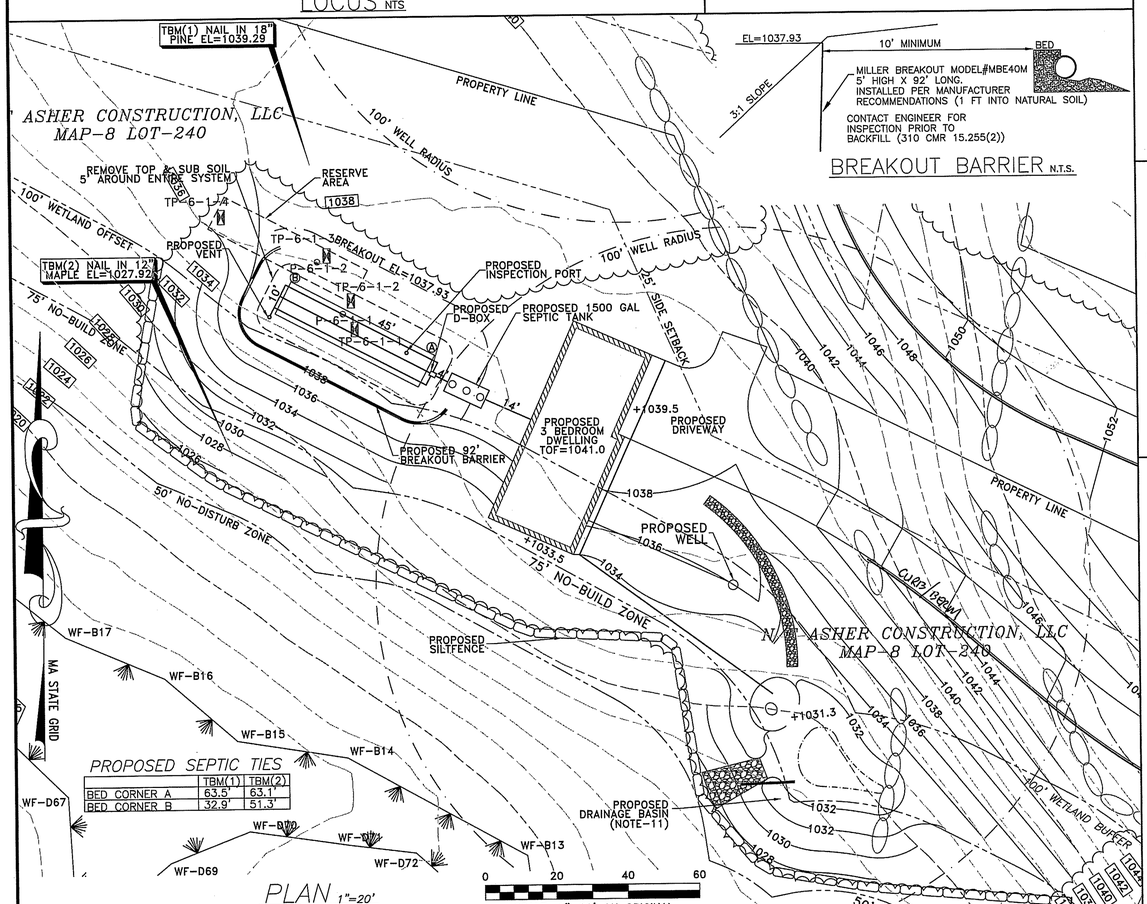

PLAN 1"=20'

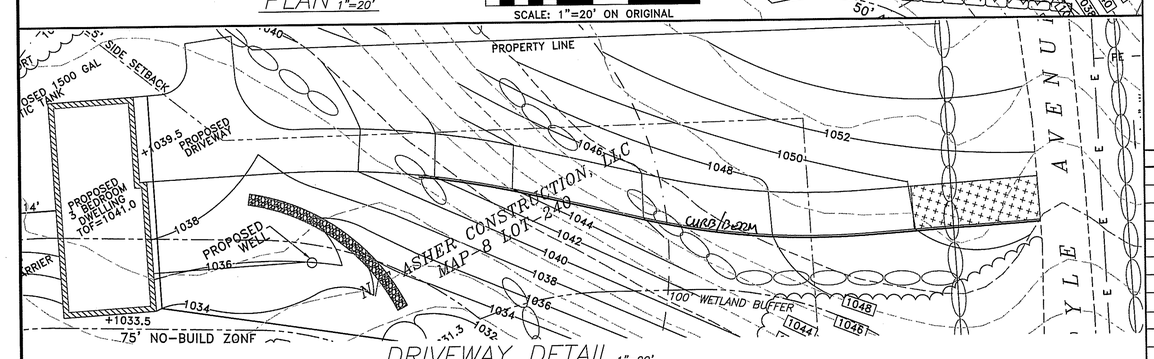

DRIVEWAY DETAIL 1"=20'

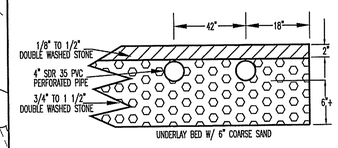

TYPICAL LEACH BED SECTION

N.T.S.

DESIGN CRITERIA

1. Estimated Hydraulic Loading
   3 bedrooms at 110 gals/day/bedroom = 330 gpd
   Garbage disposal shall not be allowed with this system.
2. Septic tank size = 1500 gallons
3. Leaching Area Design Criteria
   Percolation Rate = 4 mpi
   Soil Class Type = 1 (LOAMY SAND)
   Allowable Loading Rate = .74 gpd/sf
   Required Leaching Area = 330 gpd / .74 gpd/sf = 446 sf
   Leaching Area Provided = 1 bed X 45 ft bed length X 10 ft bed width = 450 sf
4. Breakout
   Breakout Elevation = 1037.93
   Breakout Distance = 15 ft
   Distance Provided = 15 ft.

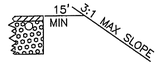

LEGEND

242	EXISTING CONTOUR
242	PROPOSED CONTOUR
TP-1	DEEP HOLE TEST PIT
PH-1	PERCOLATION TEST
+ 238.6	PROPOSED SPOT ELEVATION

GENERAL NOTES

1. Unless otherwise noted, property lines shown are compiled from existing plans and deeds of record. Proposed buildings and septic system should be located by instrument survey prior to construction.
2. All construction to conform to 310 CMR 15.000, "The State Environmental Code, Title 5" and the Board of Health requirements for the Town of WINCHENDON.
3. The contractor shall install the system exactly as shown on this plan. If changes are necessary, the contractor must contact the Engineer in advance.
4. Heavy machinery shall not be permitted to pass over the leaching area and the contractor shall stake and flag the soil absorption/leaching area perimeter upon completion.
5. All piping shall be polyvinyl chloride (PVC) pipe per ASTM D1785 for sch.40 and ASTM D3034 for SDR35 where indicated on the profile, unless otherwise noted.
6. The septic tank shall be a Graves Concrete H–10 1500 gallon monolithic tank.
7. The distribution box (D–box) shall be a 5 outlet reinforced concrete box of H–10 load design (min.) with a watertight cover and conform to all the requirements of 310 CMR 15.232.
8. All topsoil, subsoil and impervious material, if any, must be excavated and removed below and 5' beyond the soil absorption system area. Fill material shall consist of a clean granular sand, free from organic matter and deleterious substances. Mixtures and layers of different classes of soil not be used. The sand fill shall not contain any material larger than 2 inches. A sieve analysis, using a #4 sieve, shall be performed on a representative sample of the fill. Up to 45% by weight of the fill sample may be retained on the #4 sieve. Sieve analyses also shall be performed on the fraction of the fill sample passing the #4 sieve, such analyses must demonstrate that the material meets or exceeds each of the following specifications: 100% passing #4 sieve; 10%–100% passing #50 sieve; 0%–20% passing #100 sieve; 0%–5% passing #200 sieve. (11/95 DEP SPEC)
9. For proper performance, septic tank should be inspected at least once a year and pumped when the top of the sludge or solids layer is within 12" or less of the bottom of the outlet tee or the bottom of the scum layer is within 2 inches of the bottom of outlet tee (every 2 or 3 years). INSPECT & CLEAN THE TANK OUTLET FILTER EVERY YEAR!
10. There are no other wells located within 150 feet of the proposed system.
11. All site drainage shown hereon was approved through a stormwater permit application filed with the Winchendon Planning Board through an engineering review process.

SOIL TEST DATA

DEEP HOLE & PERC TESTS

PERFORMED BY: TREVOR FLETCHER, P.E.

WITNESSED BY: JAMES ABARE & STEVE CALICHMAN, B.O.H. WINCHENDON

DATE: JUNE 13, 2022

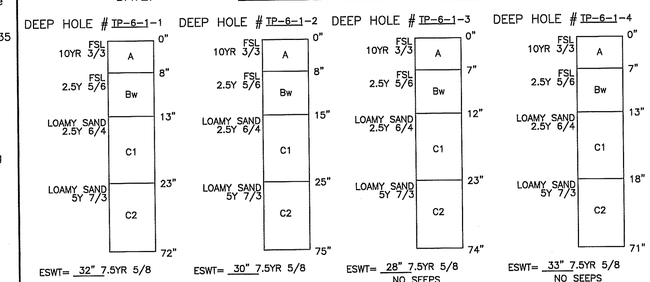

PERC TEST NUMBER	DEPTH	PERC RATE	NOTES
PERC–6–1–1	38"	4 MPI	
PERC–6–1–2	36"	4 MPI	

NO.	DESCRIPTION	DATE	BY

COMMONWEALTH OF MASSACHUSETTS PAUL F. GRASEWICZ CIVIL No. 35006 REGISTERED PROFESSIONAL ENGINEER

DESIGNED BY	TWF
DRAWN BY	TWF
CHECKED BY	PFG
DATE	6/5/23
SCALE	1"=20'
JOB NUMBER	21183

PROPOSED SINGLE–FAMILY RESIDENCE SEPTIC SYSTEM DESIGN & NOI PLAN
MAP–8 LOT–240
DOYLE AVENUE; WINCHENDON, MA 01475
PREPARED FOR:
ASHER CONSTRUCTION, LLC
77 NASHUA ROAD
SHARON, NH 03458

GRAZ Engineering, LLC
323 WEST LAKE RD.; FITZWILLIAM, NH 03447; (603) 585–6959

SHEET 1 OF 1